


**TEVAC
CABLES AND MOLD WIRING SYSTEMS**

Solve wiring problems and eliminate down time with High Quality Cables. Organize with labeled and Pre-wired Zones!




System Features

- Rugged Powder Coated Steel Construction. Long life under tough conditions.
- Only four screws to remove for complete access.
- The Connectors are Pre-wired to the Terminal box . -NO CRIMPING!!
- Each connection is numbered for quick identification. Power on one side, thermocouples on the other.
- SEMS pressure screws that have a square, captive compression plate to ensure tight secure connections

Solid Screw-Machined Pins Standard

Cable Features

- Cable will **NOT** pull out of hood, the most common cause of cable failure.
- All cables built with extra tough, yet flexible Industrial Cable conduit.
- 100% Stranded Wire for both Power and Thermocouples for maximum flexibility & EXTRA long life.

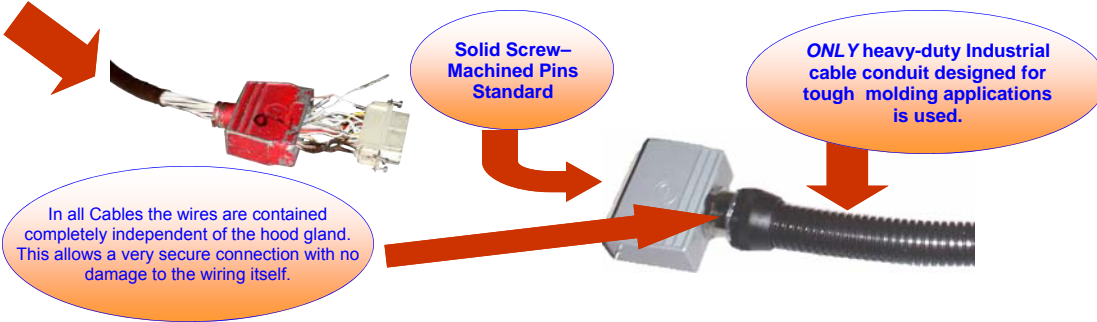


We have what suits YOU !

- * Available with 5,8,12 and 24 Zone D-M-E® type connectors.
- * Available with EPIC® connectors for HUSKY®, Mold-Masters®, GAMMAFLUX®, MSI® and others.
- * PLUS Industrial Strength Cables that will out-perform ANY cord type cable!

DME and Epic Style Power & TC Cables

The most common cause of cable failure is the cord type cable pulling out of the hood. The reason this happens is there is no way to tighten the gland tight enough to hold the cord in place without damaging the wires. With TEVAC problem solved once and for all !



D M E S T Y L E	DME Style Power Cables			
	Zones	10 foot #	15 foot #	20 foot #
	12	TBPC-12-L10-Z	TBPC-12-L15-Z	TBPC-12-L20-Z
	8	TBPC-8-L10-Z	TBPC-8-L15-Z	TBPC-8-L20-Z
	5	TBPC-5-L10-Z	TBPC-5-L15-Z	TBPC-5-L20-Z
	DME Style Thermocouple Cables			
	12	TBTC-12-L10-Z	TBTC-12-L15-Z	TBTC-12-L20-Z
	8	TBTC-8-L10-Z	TBTC-8-L15-Z	TBTC-8-L20-Z
	5	TBTC-5-L10-Z	TBTC-5-L15-Z	TBTC-5-L20-Z

EPIC Commonly used on HUSKY®, Mold-Masters®, GAMMAFLUX®, MSI® & others.

EPIC Style Power Cables			
Zones	10 foot #	15 foot #	20 foot #
12	TBPC-12-L10-E	TBPC-12-L15-E	TBPC-12-L20-E
24	TBPC-24-L10-E	TBPC-24L15-E	TBPC-24-L20E
EPIC Style Thermocouple Cables			
12	TBTC-12-L10-E	TBTC-12-L15-E	TBTC-12-L20-E
24	TBTC-24-L10-E	TBTC-24L15-E	TBTC-24-L20-E
EPIC Style Combo Thermocouple/ Power Cable			
12	TBCC-12-L10-E*	TBCC-12-L15-E	TBCC-12-L20-E*
24	TBCC-24-L10-E*	TBCC-24L15-E	TBCC-24-L20-E*