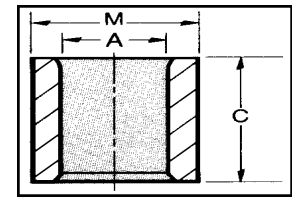


**TEVAC
STRAIGHT BUSHINGS
HARDENED AND PRECISION GROUND**

PART NO.	NOM. ID	A +.0005 -.0000	C	M +.0005 -.0000
BS-1	3/4	.7505	7/8	1.1255
BS-2	3/4	.7505	1-3/8	1.1255
BS-3	7/8	.8755	1-3/8	1.2505
BS-4	1"	1.0005	1-3/8	1.3755
BS-5	1-1/4	1.2505	1-3/8	1.6255
BS-6	1-1/4	1.2505	1-7/8	1.6255
BS-7	1-1/2	1.5005	1-3/8	2.0005
BS-8	1-1/2	1.5005	1-7/8	2.0005
BS-9	2"	2.0005	3-7/8	2.5005
BS-10	2-1/2	2.5005	4-7/8	3.2505

TOLERANCES	
INSIDE DIAMETER (A)	+.0005 -.0000
OUTSIDE DIAMETER (B)	+.0005 -.0000
HEAD DIAMETER (M)	+.000 -.010
HEAD THICKNESS (T)	+.000 -.005

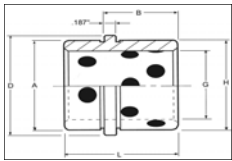


Note:
Solid Aluminum Bronze and
Self-Lubricating also available.
Call for pricing.

TEVAC'S Guided Ejector Bushings are designed to hold the ejector assembly aligned and prevent potential cocking of ejector plates. It is recommended that a minimum of four bushings be used. Steel, solid aluminumized bronze, and self-lubricating bushings will reduce wear on ejection components.

**TEVAC
GUIDED EJECTOR BUSHING
SELF LUBRICATING, STEEL,
SOLID ALUMINIZED BRONZE**

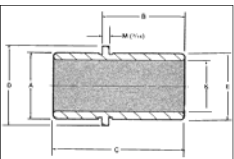
SELF-LUBRICATING



PART NO.	NOM. I.D.	A	D	B	G	H	L
GEB-075SL	3/4	1.1240	1.302	1.00	.751	1.1255	1.50
GEB-087SL	7/8	1.2490	1.427	1.00	.876	1.2505	1.50
GEB-100SL	1"	1.3740	1.557	1.12	1.001	1.3755	1.75
GEB-125SL	1-1/4	1.6240	1.802	1.12	1.251	1.6255	1.75
GEB-150SL	1-1/2	1.9990	2.177	1.12	1.501	2.0005	1.75
GEB-200SL	2"	2.4990	2.687	1.62	2.001	2.5005	2.25

TOLERANCES				
A	D	G	H	L
+.000 -.0001	(MAX.)	+.0005 -.0000	+.0005 -.0000	+.00 -.03

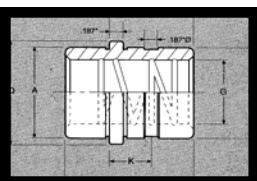
STEEL



PART NO.	NOM. I.D.	K	E	A	D	C	B
GEB-075	3/4	.751	1.1255	1.1240	1.302	1.50	1.00
GEB-087	7/8	.876	1.2505	1.2490	1.427	1.50	1.00
GEB-100	1"	1.001	1.3755	1.3740	1.552	1.75	1.12
GEB-125	1-1/4	1.251	1.6255	1.6240	1.802	1.75	1.12
GEB-150	1-1/2	1.501	2.0005	1.9990	2.177	1.75	1.12

TOLERANCES						
A	B	C	D	E	K	M
+.000 -.001	+.000 -.030	+.00 -.03	(MAX.)	+.0005 -.0000	+.0005 -.0000	+.005 -.005

SOLID ALUMINUM BRONZE



PART NO.	NOM. I.D.	G	H	A	D	L	B	K
GEB-075A	3/4	.751	1.1255	1.1240	1.302	1.50	1.00	.56
GEB-087A	7/8	.876	1.2505	1.2490	1.427	1.50	1.00	.56
GEB-100A	1"	1.001	1.3755	1.3740	1.557	1.75	1.12	.62
GEB-125A	1-1/4	1.251	1.6255	1.6240	1.802	1.75	1.12	.62
GEB-150A	1-1/2	1.501	2.0005	1.9990	2.177	1.75	1.12	.62
GEB-200A	2"	2.001	2.5005	2.4990	2.687	2.25	1.62	.80

TOLERANCES				
G	H	A	D	L
+.0005 -.0000	+.0005 -.0000	+.000 -.001	(MAX)	+.00 -.03